

## Student Feedback on College TERM2 - 2020-2021

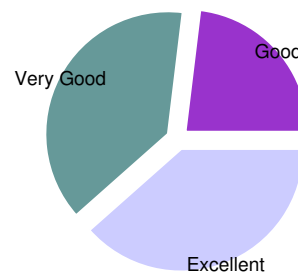
**Selected Classes :** MSC-II (ANALY),MSC-II (ORGNC),MSC-II (MATHS),MSC-II COMP SCI

**Feedback About :** KBP-ASC (PG)

### Campus & Infrastructure

Excellent	5
Very Good	5
Good	3
Satisfactory	0
Unsatisfactory	0
<b>Total Respondants</b>	<b>13</b>

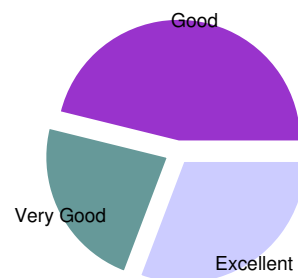
Average Score 8 out of 10
Satisfaction Index 100 %



### Learning Environment. (Like Teaching faculty Research culture etc)

Excellent	4
Very Good	3
Good	6
Satisfactory	0
Unsatisfactory	0
<b>Total Respondants</b>	<b>13</b>

Average Score 8 out of 10
Satisfaction Index 100 %



### Discipline & General Environment in the College.

Excellent	4
Very Good	3
Good	5
Satisfactory	1
Unsatisfactory	0
<b>Total Respondants</b>	<b>13</b>

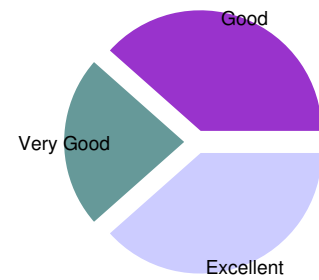
Average Score 8 out of 10
Satisfaction Index 100 %



Student Feedback on College TERM2 - 2020-2021

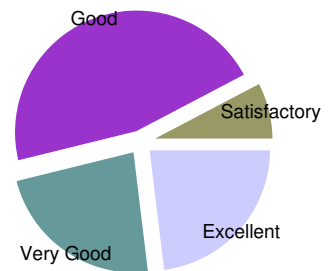
Library Facility

Excellent	5	<table border="1"> <tr> <td>Average Score</td> <td>8 out of 10</td> </tr> <tr> <td>Satisfaction Index</td> <td>100 %</td> </tr> </table>	Average Score	8 out of 10	Satisfaction Index	100 %
Average Score	8 out of 10					
Satisfaction Index	100 %					
Very Good	3					
Good	5					
Satisfactory	0					
Unsatisfactory	0					
<b>Total Respondants</b>	<b>13</b>					



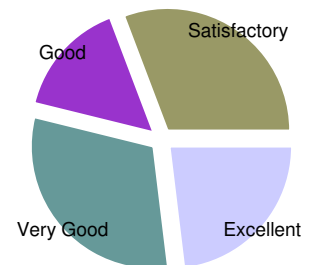
Other Facilities. (Like Gymnasium Sports etc.)

Excellent	3	<table border="1"> <tr> <td>Average Score</td> <td>7 out of 10</td> </tr> <tr> <td>Satisfaction Index</td> <td>100 %</td> </tr> </table>	Average Score	7 out of 10	Satisfaction Index	100 %
Average Score	7 out of 10					
Satisfaction Index	100 %					
Very Good	3					
Good	6					
Satisfactory	1					
Unsatisfactory	0					
<b>Total Respondants</b>	<b>13</b>					



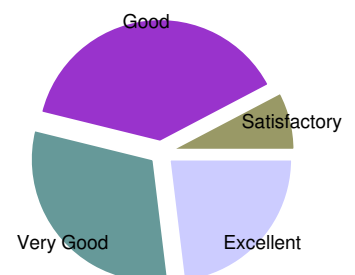
Activities in the college. (Like Co curricular Extra curricular Festivals Celebrations Various Competitions etc.)

Excellent	3	<table border="1"> <tr> <td>Average Score</td> <td>7 out of 10</td> </tr> <tr> <td>Satisfaction Index</td> <td>100 %</td> </tr> </table>	Average Score	7 out of 10	Satisfaction Index	100 %
Average Score	7 out of 10					
Satisfaction Index	100 %					
Very Good	4					
Good	2					
Satisfactory	4					
Unsatisfactory	0					
<b>Total Respondants</b>	<b>13</b>					



Overall rating

Excellent	3	<table border="1"> <tr> <td>Average Score</td> <td>7 out of 10</td> </tr> <tr> <td>Satisfaction Index</td> <td>100 %</td> </tr> </table>	Average Score	7 out of 10	Satisfaction Index	100 %
Average Score	7 out of 10					
Satisfaction Index	100 %					
Very Good	4					
Good	5					
Satisfactory	1					
Unsatisfactory	0					
<b>Total Respondants</b>	<b>13</b>					



Note : This is a computer generated document, hence no signature required